

NORTH OF ENGLAND TRACK & FIELD LEAGUE 2018 LEAGUE POSITIONS TO DATE

09/05/2018

| TOTAL | TOTAL | MATCH 1 | | MATCH 2 | | MATCH 3 | | MATCH 4 | |
|--------|--------|---------|-------|---------|-------|---------|-------|---------|-------|
| LEAGUE | MATCH | League | Match | League | Match | League | Match | League | Match |
| POINTS | POINTS | Pts | Pts | Pts | Pts | Pts | Pts | Pts | Pts |

| | | | | | | |
|-------|---|----------------------------------|---|-----|---|-----|
| Div 1 | 1 | Wigan & District Harriers & AC | 6 | 435 | 6 | 435 |
| | 2 | Preston Harriers | 5 | 386 | 5 | 386 |
| | 3 | Wakefield Harriers & District AC | 4 | 364 | 4 | 364 |
| | 4 | West Cheshire AC | 3 | 358 | 3 | 358 |
| | 5 | City of York | 2 | 251 | 2 | 251 |
| | 6 | City of Sheffield & Dearne AC | 1 | 181 | 1 | 181 |

| | | | | | | |
|--------|---|--------------------------------|---|-------|---|-------|
| Div 2W | 1 | Team Isle of Man | 6 | 402 | 6 | 402 |
| | 2 | Leigh Harriers & AC | 5 | 384.5 | 5 | 384.5 |
| | 3 | Liverpool Pembroke & Sefton AC | 4 | 368 | 4 | 368 |
| | 4 | Liverpool Harriers & AC | 3 | 333 | 3 | 333 |
| | 5 | Blackpool, Wyre & Fylde AC | 2 | 297 | 2 | 297 |
| | 6 | Manchester Harriers & AC | 1 | 275.5 | 1 | 275.5 |



| | | | | | | |
|---------|---|--------------------------------------|---|-------|---|-------|
| Div 2WC | 1 | Blackburn Harriers & AC | 6 | 401 | 6 | 401 |
| | 2 | Bolton United Harriers | 5 | 382 | 5 | 382 |
| | 3 | Holmfith Harriers AC | 4 | 375 | 4 | 375 |
| | 4 | Spennorth & District AC | 3 | 324 | 3 | 324 |
| | 5 | Bury AC | 2 | 319.5 | 2 | 319.5 |
| | 6 | East Cheshire Harriers & Tameside AC | 1 | 273.5 | 1 | 273.5 |



0

| | | | | | | |
|---------|---|--------------------------------|---|-----|---|-----|
| Div 2EC | 1 | Kingston upon Hull AC | 6 | 356 | 6 | 356 |
| | 2 | Hallamshire Harriers Sheffield | 5 | 280 | 5 | 280 |
| | 3 | Rotherham Harriers & AC | 4 | 307 | 4 | 307 |
| | 4 | Derby AC | 3 | 347 | 3 | 347 |
| | 5 | Chesterfield & District AC | 2 | 265 | 2 | 265 |
| | 6 | Lincoln Wellington AC | 1 | 242 | 1 | 242 |



| | | | | | | |
|--------|---|-------------------------|---|-----|---|-----|
| Div 2E | 1 | Gateshead Harriers & AC | 6 | 344 | 6 | 344 |
| | 2 | Morpeth Harriers & AC | 5 | 323 | 5 | 323 |
| | 3 | Wallsend /Blyth | 4 | 302 | 4 | 302 |
| | 4 | Tynedale Harriers | 3 | 270 | 3 | 270 |
| | 5 | Middlesborough AC | 2 | 229 | 2 | 229 |
| | 6 | Richmond & Zetland AC | 1 | 176 | 1 | 176 |



| | | | | | | |
|--------|------------|--------------------------|---|-----|---|-----|
| Div 3W | 1 | Sale Harriers Manchester | 6 | 387 | 6 | 387 |
| | 2 | Deeside AAC | 5 | 350 | 5 | 350 |
| | 3 | Wirral AC | 4 | 329 | 4 | 329 |
| | 4 | St. Helens Sutton AC | 3 | 269 | 3 | 269 |
| | 5 | Salford Metropolitan AC | 2 | 204 | 2 | 204 |
| | (1 down) 6 | Trafford AC | 1 | 153 | 1 | 153 |










| | | | | | | |
|---------|------------|-----------------------|---|---|--|--|
| Div 3WC | 1 | Border Harriers & AC | 0 | 0 | | |
| | 2 | Burnley AC | 0 | 0 | | |
| | 3 | Kendal AC | 0 | 0 | | |
| | 4 | Pendle AC | 0 | 0 | | |
| | 5 | Seaton AC | 0 | 0 | | |
| | (1 down) 6 | Southport Waterloo AC | 0 | 0 | | |



NORTH OF ENGLAND TRACK & FIELD LEAGUE 2018 LEAGUE POSITIONS TO DATE

09/05/2018

| | | | TOTAL | TOTAL | MATCH 1 | | MATCH 2 | | MATCH 3 | | MATCH 4 | |
|--|--------------|---------------------------|-------------------------------|--------|---------|-------|---------|-------|---------|-------|---------|-------|
| | | | LEAGUE | MATCH | League | Match | League | Match | League | Match | League | Match |
| | | | POINTS | POINTS | Pts | Pts | Pts | Pts | Pts | Pts | Pts | Pts |
|  | 3EC | 1 | Doncaster AC | 6 | 362 | 6 | 362 | | | | | |
| | Div | 2 | Barnsley AC | 5 | 339 | 5 | 339 | | | | | |
| | | 3 | Skyrac AC | 4 | 338 | 4 | 338 | | | | | |
| | | 4 | Scunthorpe Harriers AC | 3 | 306.5 | 3 | 306.5 | | | | | |
| | | 5 | Bingley Harriers | 2 | 287.5 | 2 | 287.5 | | | | | |
| | | 6 | Cleethorpes & District AC | 1 | 208 | 1 | 208 | | | | | |
|  | | | | | | | | | | | | |
|  | Div | 1 | Harrogate Harriers | 6 | 359 | 6 | 359 | | | | | |
| | 3E | 2 | Chester-le-Street/Darlington | 5 | 351 | 5 | 351 | | | | | |
| | | 3 | North Shields Poly | 4 | 323 | 4 | 323 | | | | | |
| | | 4 | Leeds City AC | 3 | 314 | 3 | 314 | | | | | |
|  | 5 | Durham City Harriers & AC | 2 | 252.5 | 2 | 252.5 | | | | | | |
| | 6 | Blaydon Harriers\Elswick | 1 | 240.5 | 1 | 240.5 | | | | | | |
|  | Div | 1 | Macclesfield Harriers & AC | 7 | 273 | 7 | 273 | | | | | |
| | 4W (2 Up) | 2 | Halifax Harriers | 6 | 263 | 6 | 263 | | | | | |
| | | 3 | Altrincham & District AC | 5 | 257.5 | 5 | 261.5 | | | | | |
| | | 4 | Crewe & Nantwich AC | 4 | 239 | 4 | 239 | | | | | |
| | | 5 | Horwich and Chorley | 3 | 216 | 3 | 216 | | | | | |
| | | 6 | Oldham & Royton Harriers & AC | 2 | 196 | 2 | 196 | | | | | |
| | | 7 | Wrexham AAC | 1 | 195 | 1 | 195 | | | | | |
|  | Div | 1 | Grantham AC | 8 | 394 | 8 | 394 | | | | | |
| | 4EC | 2 | Boston & District AC | 7 | 373 | 7 | 373 | | | | | |
| | | 3 | Newark AC | 6 | 370 | 6 | 370 | | | | | |
| | | 4 | Longwood Harriers & AC | 5 | 354 | 5 | 354 | | | | | |
| | | 5 | Worksop Harriers & AC | 4 | 352 | 4 | 352 | | | | | |
| | | 6 | Penistone FP Runners | 3 | 342 | 3 | 342 | | | | | |
| | | 7 | Pontefract AC | 2 | 335 | 2 | 335 | | | | | |
| | | 8 | Bradford Airedale AC | 1 | 101 | 1 | 101 | | | | | |
|  | Div | 1 | South Shields | 7 | 384 | 7 | 384 | | | | | |
| | 4E | 2 | Houghton Harriers & AC | 6 | 341 | 6 | 341 | | | | | |
| | | 3 | New Marske Harriers | 5 | 315 | 5 | 315 | | | | | |
| | | 4 | Heaton Harriers | 4 | 306 | 4 | 306 | | | | | |
| | | 5 | Scarborough AC | 3 | 278 | 3 | 278 | | | | | |
| | | 6 | Tyne Bridge Harriers | 2 | 245 | 2 | 245 | | | | | |
| | | 7 | Jarrow & Hebburn | 1 | 198 | 1 | 198 | | | | | |